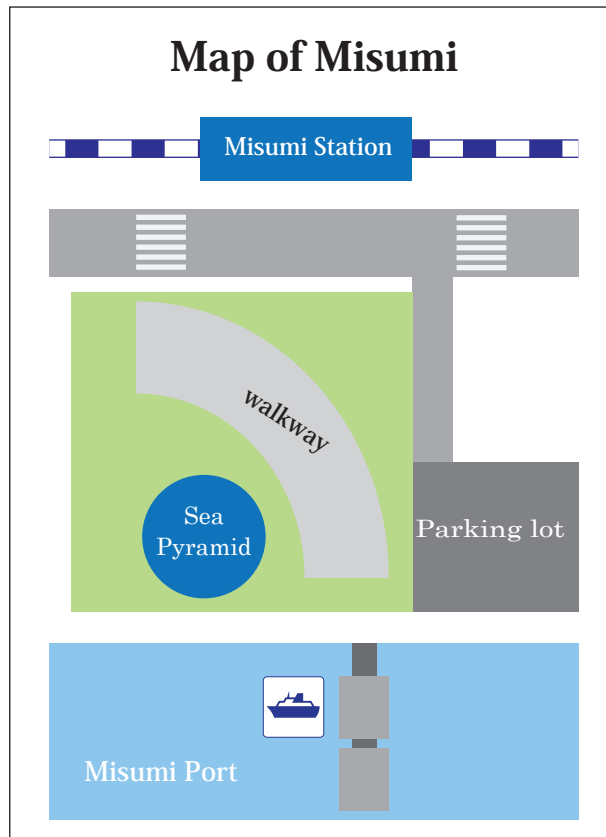


Passenger Fare			
Category		Adult (13 years over)	Child (3~12 years)
Misumi⇄Matsuhima	One way	1,000円	500円
	Round trip	1,800円	900円


◎Tickets are available directly at the port or at any JR Kyushu station

◎There is no office at Misumi port.

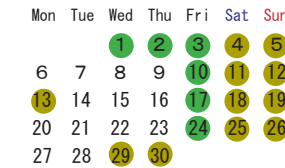
◎5min walk from Misumi station to Misumi port.



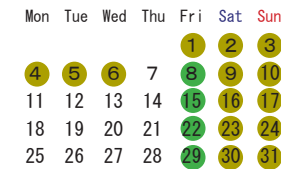
March



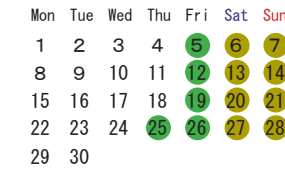
April




May




June




July



August



September




Limited express "A-Train"

- Operated days
- A'Train runs only No.1,No.2,No.5,No.6. No.3 & No.4 are out of service
- 'A'Train and Ferry are Out of Service



Kumamoto ~ Misumi ~ Amakusa

Ferry Amakusa Takarajima Line



Time Table

2020 3/13 - 2020 9/30



SeaCruise

6215-22 Aitsu,Matsushima machi,Kamiamakusa City,Kumamoto Prefecture

Tel : 0969-56-2458 Fax : 0969-56-2993

www.seacruise.jp/teiki/english/

Information
Reservation

0969-56-2458

Business hours
8:30~17:30



Timetable

Fukuoka → Kumamoto → Amakusa



SHINKANSEN	Departure	Arrival
TSUBAME 309	07:01	07:51
SAKURA 541	09:06	09:45
TSUBAME 317	09:41	10:29
MIZUHO 605	11:25	11:57
MIZUHO 607	13:36	14:11
TSUBAME 329	16:05	16:64

JR MISUMI LINE	Departure	Arrival
LOCAL	08:06	08:58
LOCAL	10:00	10:52
A-TRAIN 1	10:35	11:12
A-TRAIN 3	12:23	13:03
LOCAL	12:28	13:26
A-TRAIN 5	14:37	15:15
LOCAL	14:42	15:40
LOCAL	17:02	17:55

FERRY	Departure	Arrival
Dolphin 1	09:15	09:35
Dolphin 3	11:15	11:35
SeaCruise 1	11:30	11:50
SeaCruise 3	13:35	13:55
Dolphin 5	13:40	14:00
SeaCruise 5	15:55	16:15
Dolphin 7	15:55	16:15
Dolphin 9	18:05	18:25

Dolphin 3, 5, 7 only operate on days without the A-Train connection.

SeaCruise 1, 3, 5 only operate simultaneously to the A-Train.



TimeTable

Amakusa → Kumamoto → Fukuoka



FERRY	Departure	Arrival
Dolphin 2	08:30	08:50
SeaCruise 2	10:40	11:00
Dolphin 4	10:45	11:05
Dolphin 6	12:50	13:10
SeaCruise 4	13:07	13:27
Dolphin 8	15:25	15:45
SeaCruise 6	15:25	15:45
Dolphin 10	17:20	17:40

JR MISUMI LINE	Departure	Arrival
LOCAL	09:04	09:56
A-TRAIN 2	11:20	11:57
LOCAL	11:32	12:27
LOCAL	13:31	14:23
A-TRAIN 4	13:50	14:31
LOCAL	15:57	16:53
A-TRAIN 6	16:19	17:01
LOCAL	18:07	19:05

SHINKANSEN	Departure	Arrival
SAKURA 548	10:21	11:00
SAKURA 554	12:21	13:00
TSUBAME 332	12:38	13:29
TSUBAME 326	14:40	15:31
SAKURA 566	17:02	17:41
TSUBAME 332	17:08	17:57
SAKURA 572	19:25	20:04

Dolphin 3, 5, 7 only operate on days without the A-Train connection.

SeaCruise 2, 4, 6 only operate simultaneously to the A-Train.

Dolphin Watching



The probability of seeing dolphins is almost 98% throughout the year.

	Departure	Arrival
1st	10:00	12:00
2nd	13:00	15:00
3rd	15:00	17:00

You may not be able to see the dolphins depending on where they are, which changes daily because they are wild living animals. Cancellation will be free in the condition of heavy weather or contacting us before the day of appointment.

One day trip to Amakusa for Dolphin Watching

Model Course 1	Model Course 2	Model Course 3
Kumamoto Misumi 08:06 ▶ 08:58	Kumamoto Misumi 10:00 ▶ 10:52	Kumamoto Misumi 12:28 ▶ 13:26
Misumi Matsushima 09:15 ▶ 09:35	Misumi Matsushima 11:15 ▶ 11:35	Misumi Matsushima 13:40 ▶ 14:00
Dolphin Watching 10:00 ▶ 12:00	Dolphin Watching 13:00 ▶ 15:00	Dolphin Watching 15:00 ▶ 17:00
Matsushima Misumi 12:50 ▶ 13:10	Matsushima Misumi 15:25 ▶ 15:45	Matsushima Misumi 17:20 ▶ 17:40
Misumi Kumamoto 13:31 ▶ 14:23	Misumi Kumamoto 15:57 ▶ 16:53	Misumi Kumamoto 18:07 ▶ 19:05